



**ROSETTI**

GENERAL CONTRACTING  
CONSTRUÇÕES E SERVIÇOS LDA

## AMT MARINER

Nº RINA

67368

Nº IMO


8766284

Classification

Rina 100 - A 1.1 - NAV IL; Ptn (smg)

Built

H.D.W. AG KIEL Germany





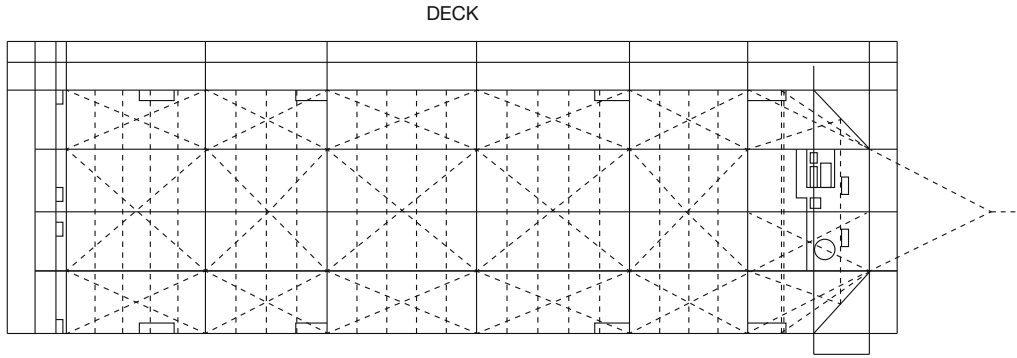
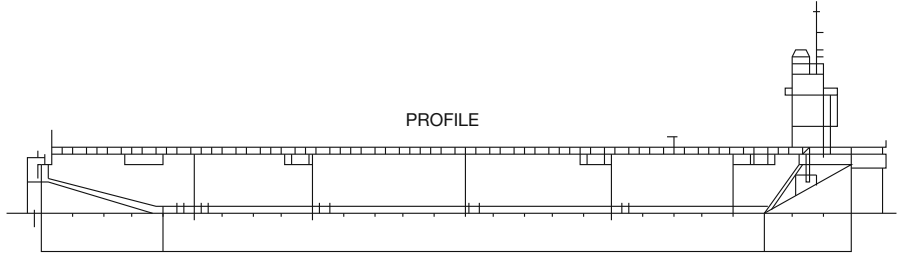
SALT WATER PARTICULARS			DRAFT	FRESH WATER PARTICULARS		
TPC	DISPL.	DEAD W.		DEAD W.	DISPL.	TPC
	t	t		t	t	
			6.0		14,000	24.7
25.4	14,000				13,000	
	13,000	11,000	5.5	11,000		
25.4	12,000		5.0	10,000	12,000	24.7
	11,000	9,000		9,000	11,000	
25.0	10,000		4.5	8,000	10,000	24.5
	9,000	7,000		7,000	9,000	
24.5	8,000		4.0	7,000	8,000	24.0
	8,000	6,000		5,000	8,000	
24.0	7,000		3.5	5,000	7,000	23.5
	6,000	5,000		5,000	6,000	
23.5	6,000		3.0	4,000	6,000	23.0
	6,000	4,000		4,000	6,000	
23.0	6,000		2.5	3,000	6,000	22.5
	6,000	3,000		3,000	6,000	
22.5	4,000		2.0	2,000	4,000	22.0
	4,000	2,000		2,000	4,000	
22.0	3,000		1.5	1,000	3,000	21.5
	3,000	1,000		1,000	3,000	
21.5	2,000		1.0	0	2,000	21.0
	2,000	0		0	2,000	
21.0	1,000		0.5	0	1,000	20.5
	1,000	0		0	1,000	
Light Ship Weight 1630						
TPC = tonnes per centimeter draft						

**Dimensions**

- Length Overall:**  
91.46 m
- Breadth Moulded:**  
27.43 m
- Breadth Overall (Fenders):**  
27.43 m
- Depth to Maindeck:**  
6.50 m
- Maximum raft:**  
5.21 m

**Clear deck Space**

- Length:**  
91.46 m
- Breadth:**  
27.43 m
- Area:**  
2465 m<sup>2</sup>



**Cargo Deadweight**

10.200 MT

**Registered Tonnage**

**Gross:**  
4250 MT

**Net:**  
1275 MT

**Principals Capacity**

**Water Ballast - all tanks:**  
14.198 m<sup>3</sup>

**Fuel:**  
49 m<sup>3</sup>

**Tonnes per cm:**  
23 (Approx)

**Generator:**  
2 of 90 KVA

**Compressors:**  
2 x 7.10 m<sup>3</sup>/h

**Ballast pumps:**  
2 x 600 m<sup>3</sup>/h

**Towing Bridle**

2 leads of 14 m x Ø 60 mm chain connected to delta plate connected a wire rope pennant Ø 58 mm x 20 m

**Emergency Tow Line**

Emergency towing chain Ø 52 mm x 16 m connected with wire rope pennant Ø 57 mm x 40 m connected to a Powerflote rope

**Winch**

- 1 electric winch situated on 6 mt elevated platform for warping in submersible use.
- 1 electric anchor windlass with 200 mt cable in barge use.

**Deckload**

Overall deck strength - 10 tonne/m<sup>2</sup>

**Tank Layout**

- 3 longitudinal bulkheads
- 5 transverse bulkheads
- 17 Tanks
- Submersible operations
- max bottom draught 11.5 m (5 m max over deck)

The barge is also submersible and suitable for launching of ships.

Ballast and trim operations are provided by an oleodynamic system governed by only one centralized consolle.

**Rosetti General Contracting**  
**Costruções e Serviços LDA**

Rua da Cooperativa Agrícola,  
Edifício Cooperativa Agrícola do Funchal,  
Bloco D, 4º Andar, Sala DN,  
9050-555 Funchal, Madeira - Portugal  
telephone +351 291 745122  
fax +351 291 759748  
e-mail: albertina.alves@rosetti.it  
www.rosetti.it

